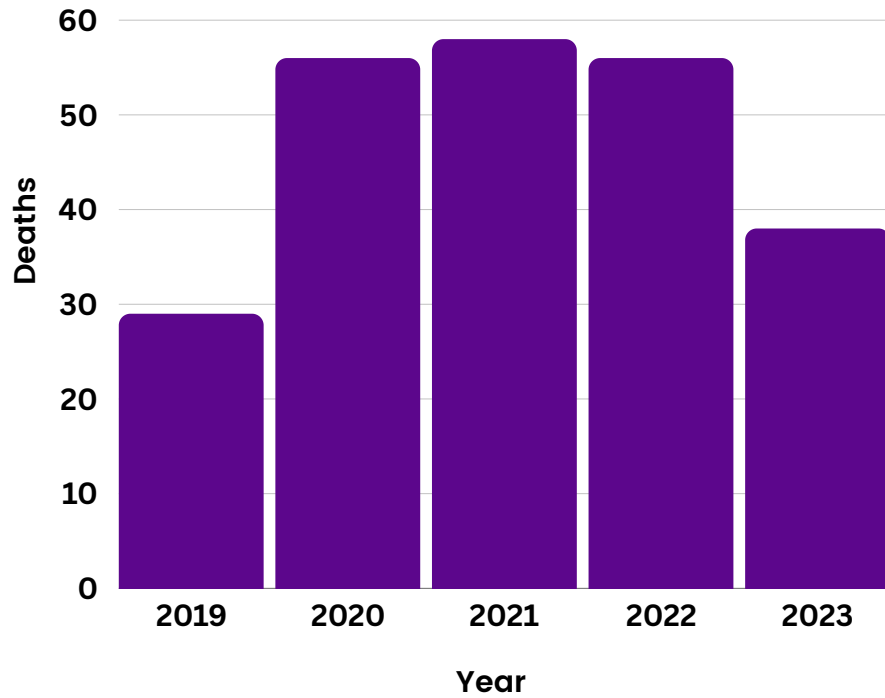


Total Domestic Violence Deaths (2019-2023)

5 Marylanders and one unborn child from 2010-2022 lost their lives due to intimate partner violence, but were either not found, their cases were not labeled as homicides, or the perpetrator had not been confirmed until 2023. *These cases are not included in the 2023 IPV homicide numbers, but we will honor them at the memorial service.



In the year of 2023,
38 Marylanders
lost their lives to domestic violence

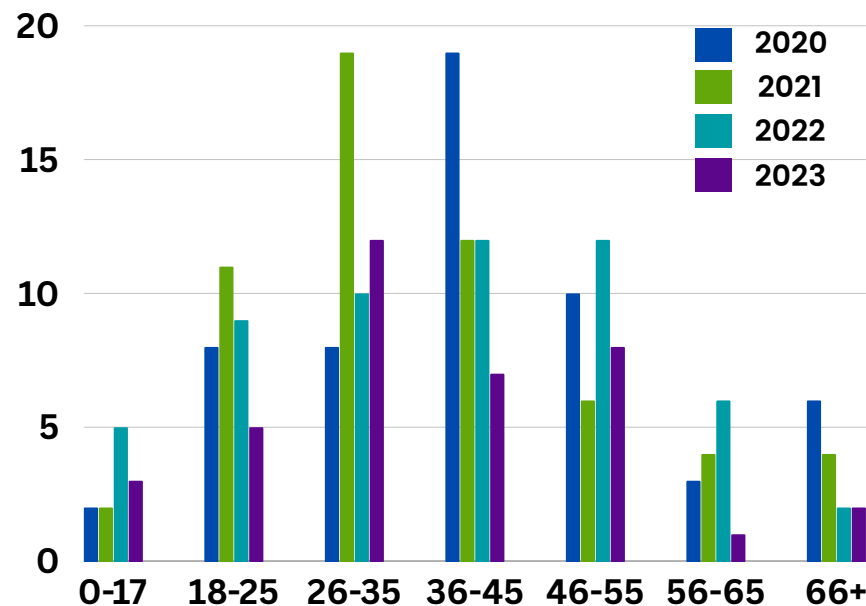
Deaths by Category

| YEARS | Victim Deaths | | | Homicides *Pending Legal Action | Abusive Partner Deaths | DEATHS |
|-------|---------------|----------|-------|--|------------------------------|--------|
| | ADULTS | CHILDREN | TOTAL | | | |
| 2023 | 27 | 3 | 30 | *1 | 7 | 38 |
| 2022 | 35 | 5 | 40 | *3 | 13 | 56 |
| 2021 | 40 | 2 | 42 | *3 | 13 | 58 |
| 2020 | 40 | 1 | 41 | *4 | 11 | 56 |
| 2019 | 23 | 0 | 23 | 2 | 4 | 29 |



MNADV 36th Annual Memorial Service

Age of Death



MARYLAND NETWORK AGAINST DOMESTIC VIOLENCE
WWW.MNADV.ORG

Questions? Email us at Info@MNADV.org

In Remembrance of the Lives Lost
to Domestic Violence in Maryland
January 1st, 2023 - December 31st, 2023



Maryland Domestic Violence Deaths by Jurisdiction

*Empty Boxes reflect Zero Deaths for the counties that year





| MD Counties | 2019 | 2020 | 2021 | 2022 | 2023 |
|-----------------|-----------|-----------|-----------|-----------|-----------|
| Allegany | | | | | 2 |
| Anne Arundel | | 3 | 7 | 3 | 3 |
| Baltimore Co. | 8 | 2 | 10 | 6 | 7 |
| Baltimore City | 7 | 8 | 13 | 12 | 3 |
| Calvert | | | | | 1 |
| Caroline | | | | | 1 |
| Carroll | | 4 | 1 | | 1 |
| Cecil | | 2 | | 6 | |
| Charles | 3 | 5 | | 8 | 1 |
| Dorchester | | | 1 | | |
| Frederick | 1 | 3 | | 1 | 2 |
| Garrett | | 2 | | | |
| Harford | | 4 | | 1 | |
| Howard | | | 6 | | |
| Kent | | | | | |
| Montgomery | 4 | 3 | 5 | 6 | 3 |
| Prince George's | 6 | 12 | 9 | 6 | 12 |
| Queen Anne's | | | 2 | | |
| Somerset | | 1 | | | |
| St. Mary's | | 1 | 2 | 2 | |
| Talbot | | | 1 | | |
| Washington | | 4 | 1 | 4 | 2 |
| Wicomico | | 2 | | | |
| Worcester | | | | 1 | |
| TOTAL | 29 | 56 | 58 | 56 | 38 |

30 Victims of Domestic Violence Were Killed







Age Range: 2 years to 81 years old.

At least, **32** children left behind

19 Intimate Partners Died




-  **7** Women were killed by their husband (1 woman was seeking a divorce)
-  **8** Women were killed by their boyfriend
-  **3** Women were killed by their ex-boyfriend
-  **1** Man was killed by his wife

11 Bystanders Died

-  **4** men were killed within the context of a perceived intimate partner bystander killing
-  **3** People were killed by their father (2 children and 1 adult)
-  **1** Judge was killed by the defendant in a divorce case he was presiding over
-  **1** Man was killed in a grocery store parking lot with no relation to the victim or abusive partner
-  **1** Man was killed by his roommate's ex-boyfriend
-  **1** One girl lost her life as a result of intimate partner violence involving individuals unrelated to her

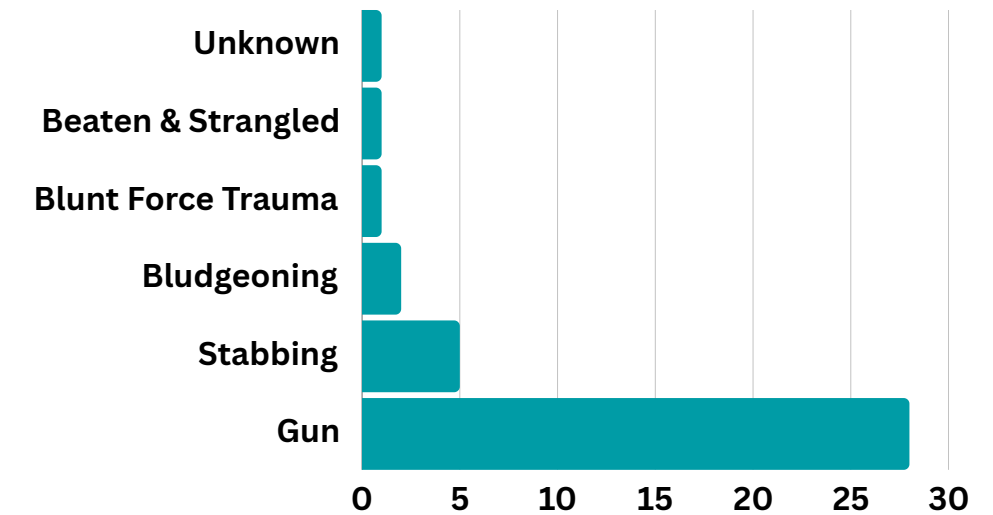
 **1** Man died due to domestic violence dynamics
*Details of cases are unknown due to pending legal action.

7 Abusive Partners Died

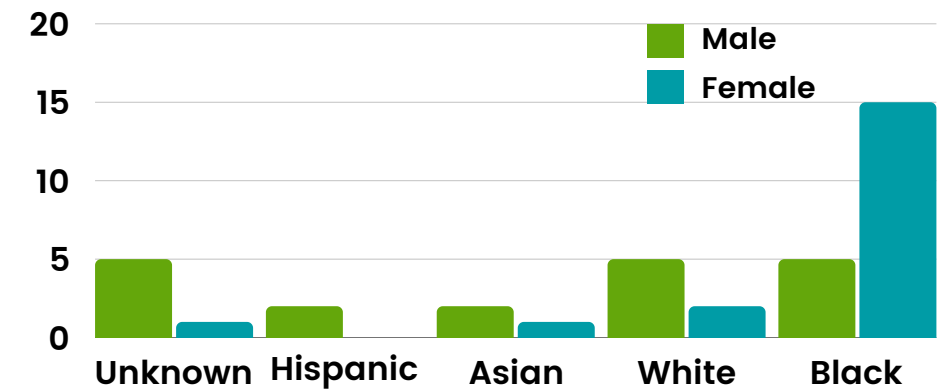
-  **5** Men committed suicide within the context of a murder-suicide or double murder-suicide
-  **1** Man was killed by the police after shooting at the police
-  **1** Man was stabbed by his wife after shooting her

74% of the deaths were caused by a gun

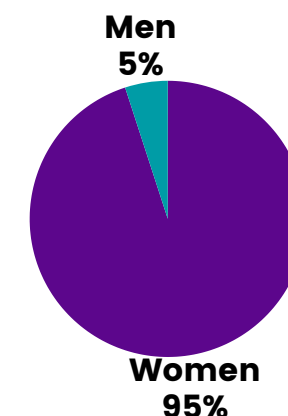
Method Used to End Their Lives:



Is There Racial/Gender Disparity?



Black women are dying nearly **5 TIMES** their proportion within our state's population.



In 2023, Intimate Partner Homicides continue to be a gendered phenomenon with **94.7%** of intimate partner victims being women.