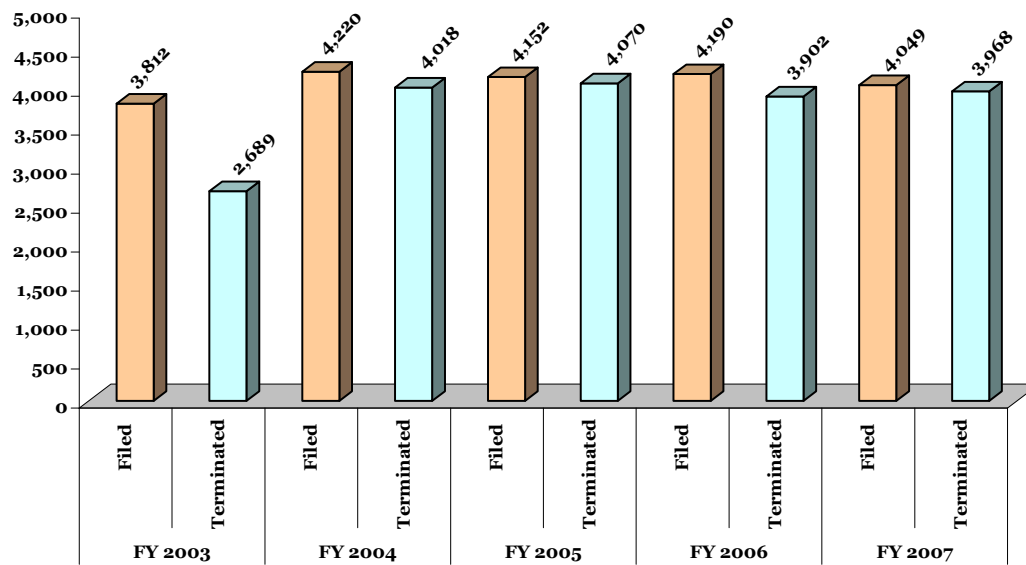


**CHART DC-8.1
DISTRICT COURT**

DISTRICT 1 - Baltimore City

DOMESTIC VIOLENCE CASES FILED AND TERMINATED

5 Year Comparative Data: Fiscal Years 2003 - 2007



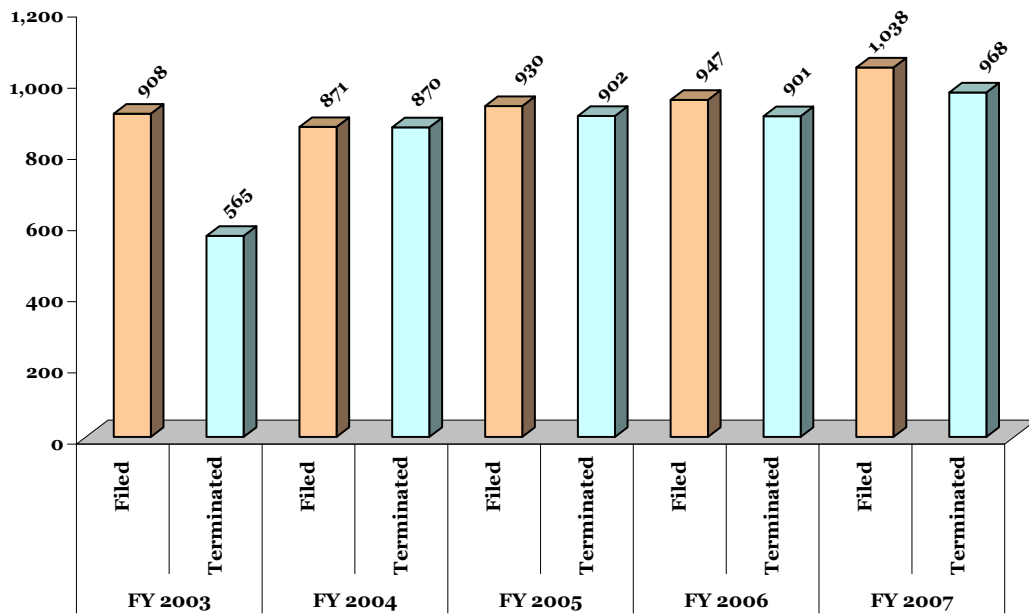
Note: The termination count is the total number of final protective orders issued, denied and dismissed; temporary orders denied and dismissed; and interim orders denied.

**CHART DC-8.2
DISTRICT COURT**

DISTRICT 2 - Dorchester, Somerset, Wicomico and Worcester Counties

DOMESTIC VIOLENCE CASES FILED AND TERMINATED

5 Year Comparative Data: Fiscal Years 2003 - 2007



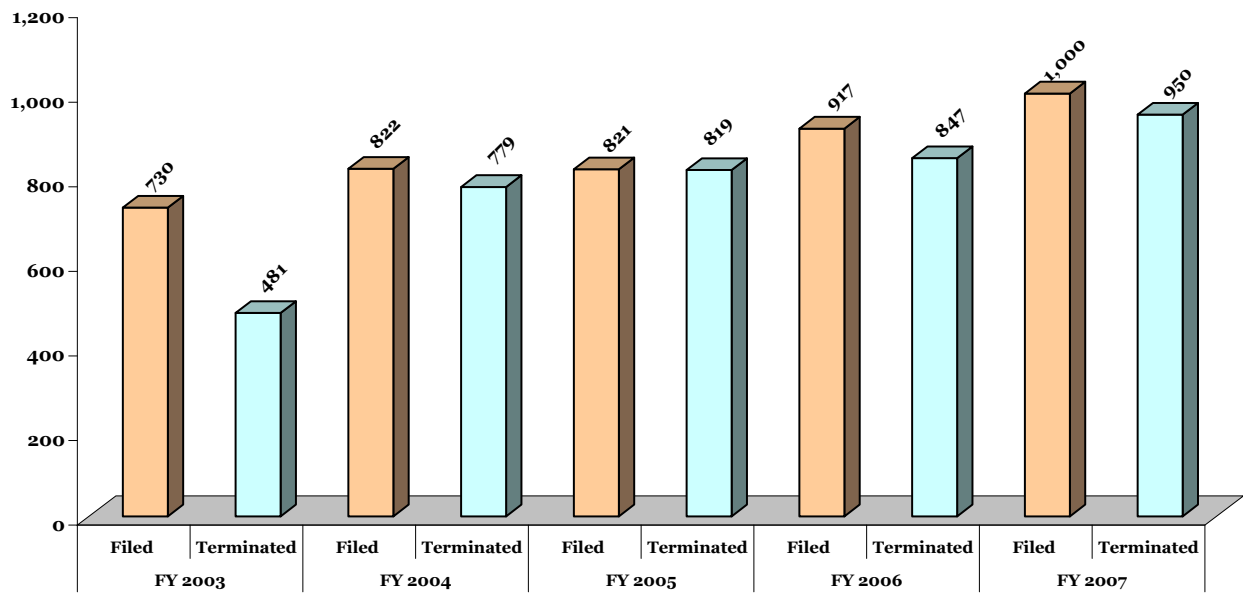
Note: The termination count is the total number of final protective orders issued, denied and dismissed; temporary orders denied and dismissed; and interim orders denied.

**CHART DC-8.3
DISTRICT COURT**

DISTRICT 3 - Caroline, Cecil, Kent, Queen Anne's and Talbot Counties

DOMESTIC VIOLENCE CASES FILED AND TERMINATED

5 Year Comparative Data: Fiscal Years 2003 - 2007



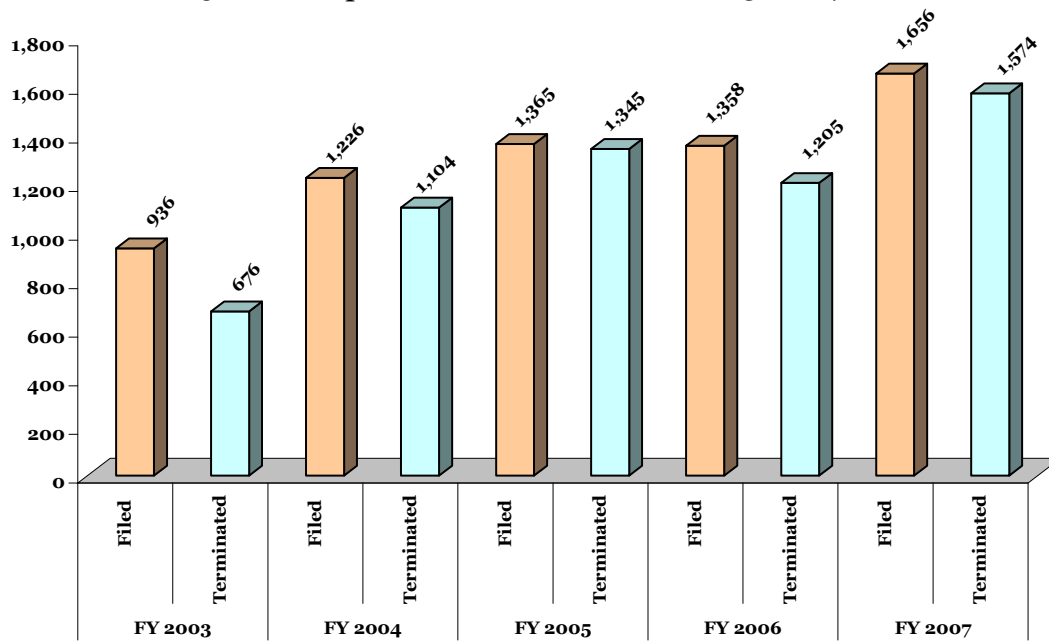
Note: The termination count is the total number of final protective orders issued, denied and dismissed; temporary orders denied and dismissed; and interim orders denied.

**CHART DC-8.4
DISTRICT COURT**

DISTRICT 4 - Calvert, Charles and St. Mary's Counties

DOMESTIC VIOLENCE CASES FILED AND TERMINATED

5 Year Comparative Data: Fiscal Years 2003 - 2007



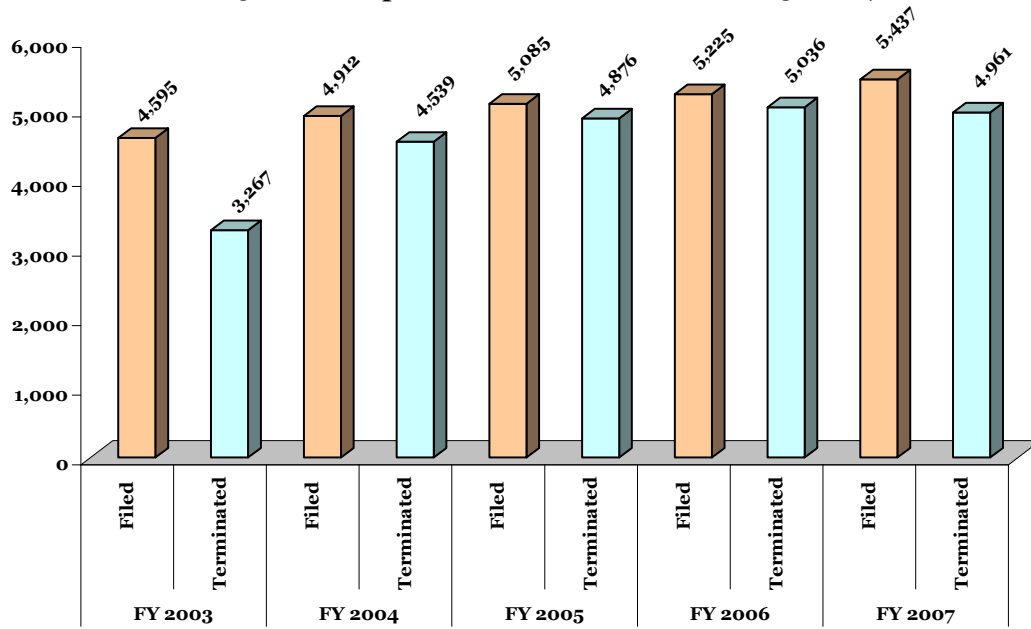
Note: The termination count is the total number of final protective orders issued, denied and dismissed; temporary orders denied and dismissed; and interim orders denied.

**CHART DC-8.5
DISTRICT COURT**

DISTRICT 5 - Prince George's County

DOMESTIC VIOLENCE CASES FILED AND TERMINATED

5 Year Comparative Data: Fiscal Years 2003 - 2007



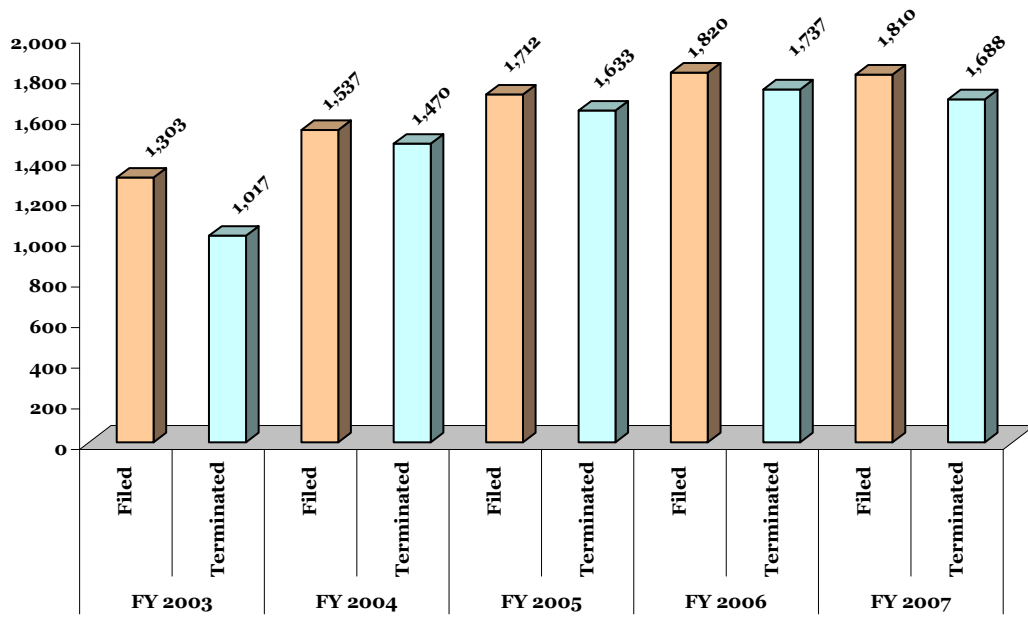
Note: The termination count is the total number of final protective orders issued, denied and dismissed; temporary orders denied and dismissed; and interim orders denied.

**CHART DC-8.6
DISTRICT COURT**

DISTRICT 6 - Montgomery County

DOMESTIC VIOLENCE CASES FILED AND TERMINATED

5 Year Comparative Data: Fiscal Years 2003 - 2007



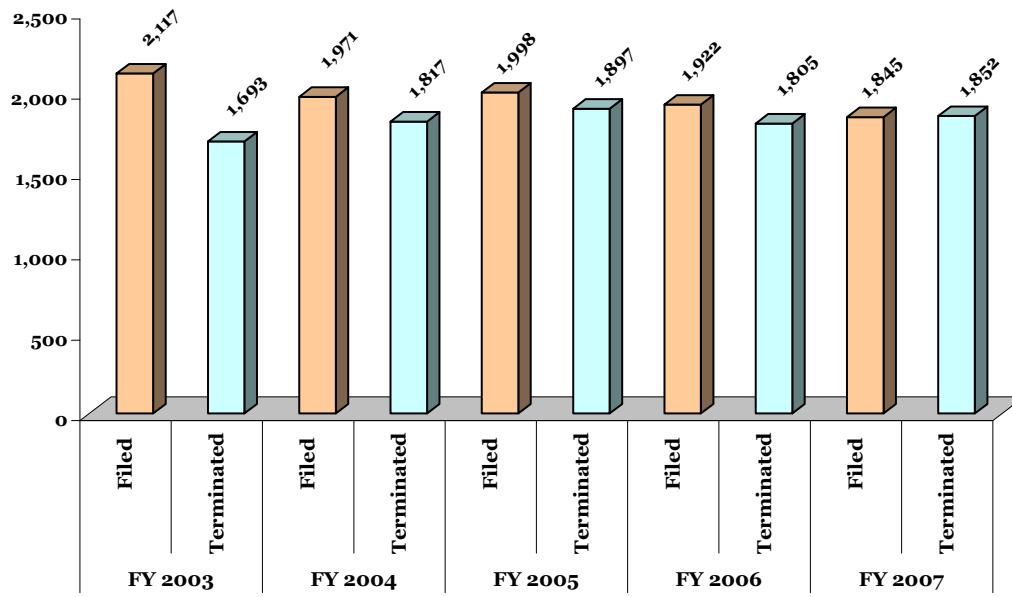
Note: The termination count is the total number of final protective orders issued, denied and dismissed; temporary orders denied and dismissed; and interim orders denied.

**CHART DC-8.7
DISTRICT COURT**

DISTRICT 7 - Anne Arundel County

DOMESTIC VIOLENCE CASES FILED AND TERMINATED

5 Year Comparative Data: Fiscal Years 2003 - 2007



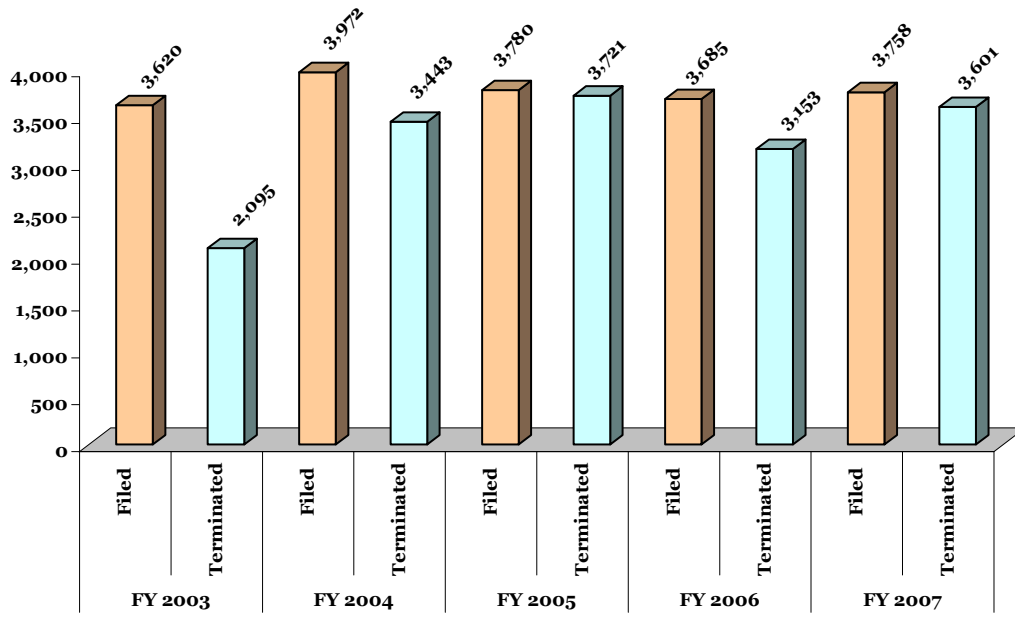
Note: The termination count is the total number of final protective orders issued, denied and dismissed; temporary orders denied and dismissed; and interim orders denied.

**CHART DC-8.8
DISTRICT COURT**

DISTRICT 8 - Baltimore County

DOMESTIC VIOLENCE CASES FILED AND TERMINATED

5 Year Comparative Data: Fiscal Years 2003 - 2007



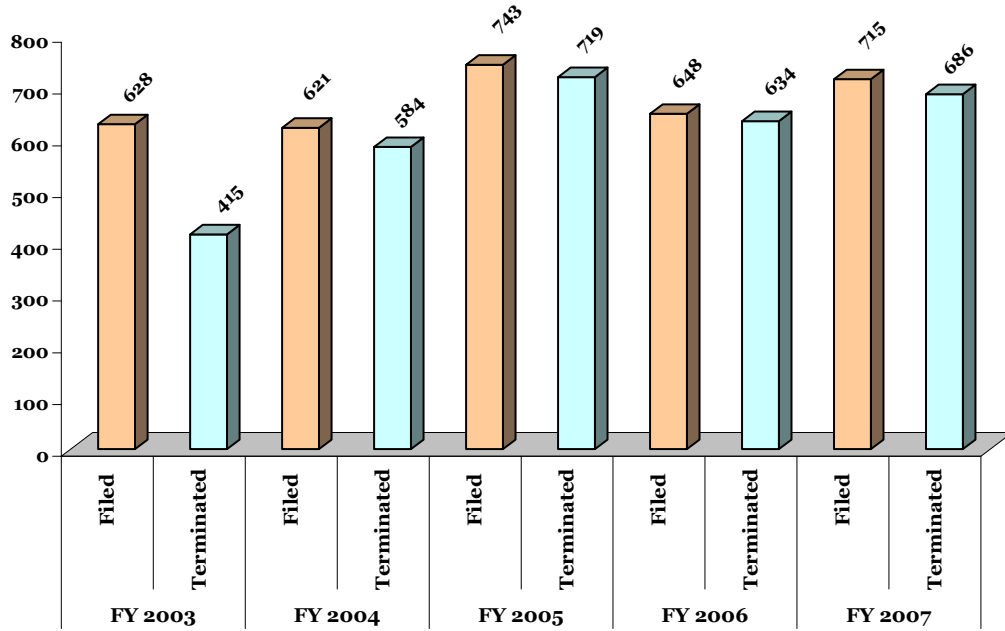
Note: The termination count is the total number of final protective orders issued, denied and dismissed; temporary orders denied and dismissed; and interim orders denied.

**CHART DC-8.9
DISTRICT COURT**

DISTRICT 9 - Harford County

DOMESTIC VIOLENCE CASES FILED AND TERMINATED

5 Year Comparative Data: Fiscal Years 2003 - 2007



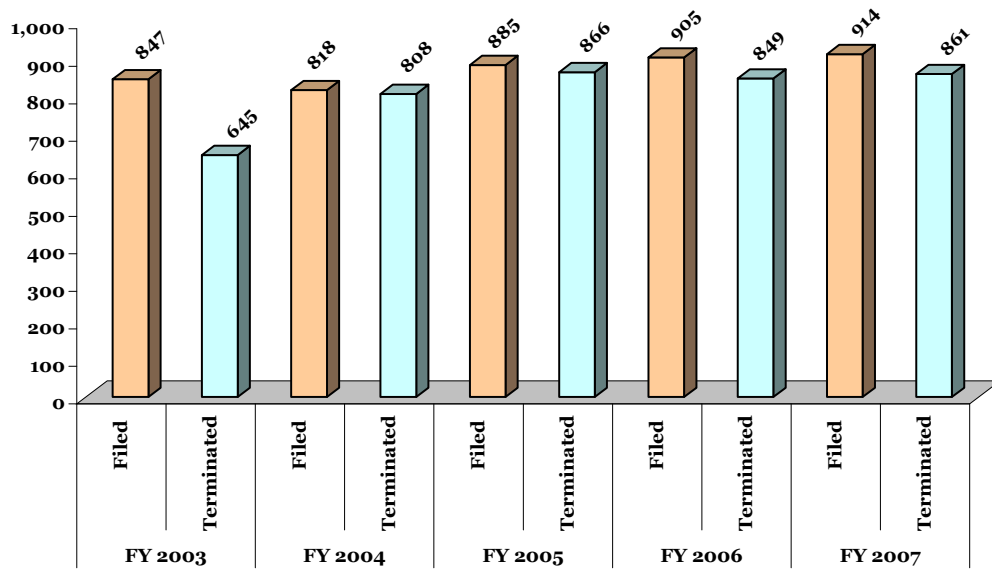
Note: The termination count is the total number of final protective orders issued, denied and dismissed; temporary orders denied and dismissed; and interim orders denied.

**CHART DC-8.10
DISTRICT COURT**

DISTRICT 10 - Carroll and Howard Counties

DOMESTIC VIOLENCE CASES FILED AND TERMINATED

5 Year Comparative Data: Fiscal Years 2003 - 2007



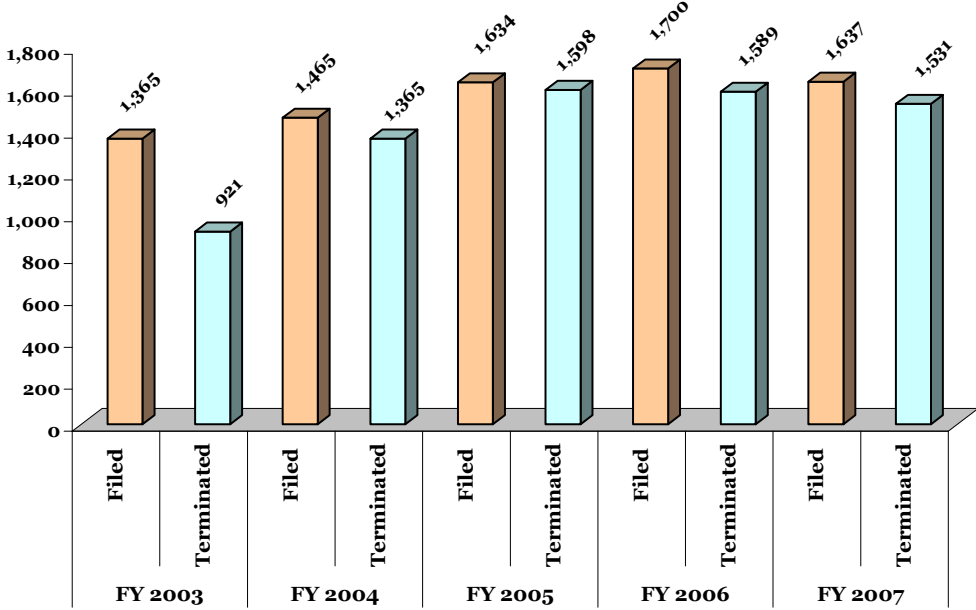
Note: The termination count is the total number of final protective orders issued, denied and dismissed; temporary orders denied and dismissed; and interim orders denied.

**CHART DC-8.11
DISTRICT COURT**

DISTRICT 11 - Frederick and Washington Counties

DOMESTIC VIOLENCE CASES FILED AND TERMINATED

5 Year Comparative Data: Fiscal Years 2003 - 2007



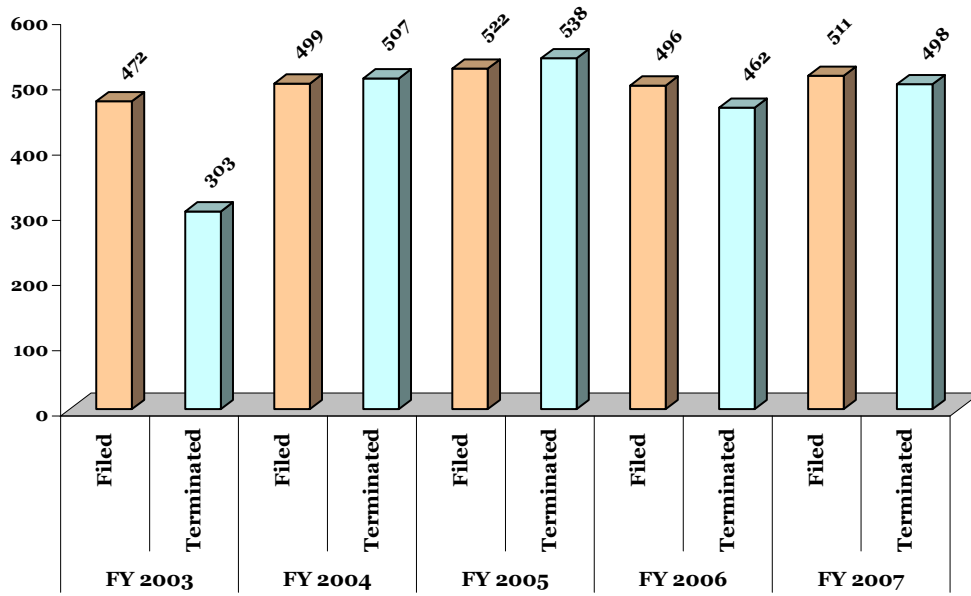
Note: The termination count is the total number of final protective orders issued, denied and dismissed; temporary orders denied and dismissed; and interim orders denied.

**CHART DC-8.12
DISTRICT COURT**

DISTRICT 12 - Allegany and Garrett Counties

DOMESTIC VIOLENCE CASES FILED AND TERMINATED

5 Year Comparative Data: Fiscal Years 2003 - 2007

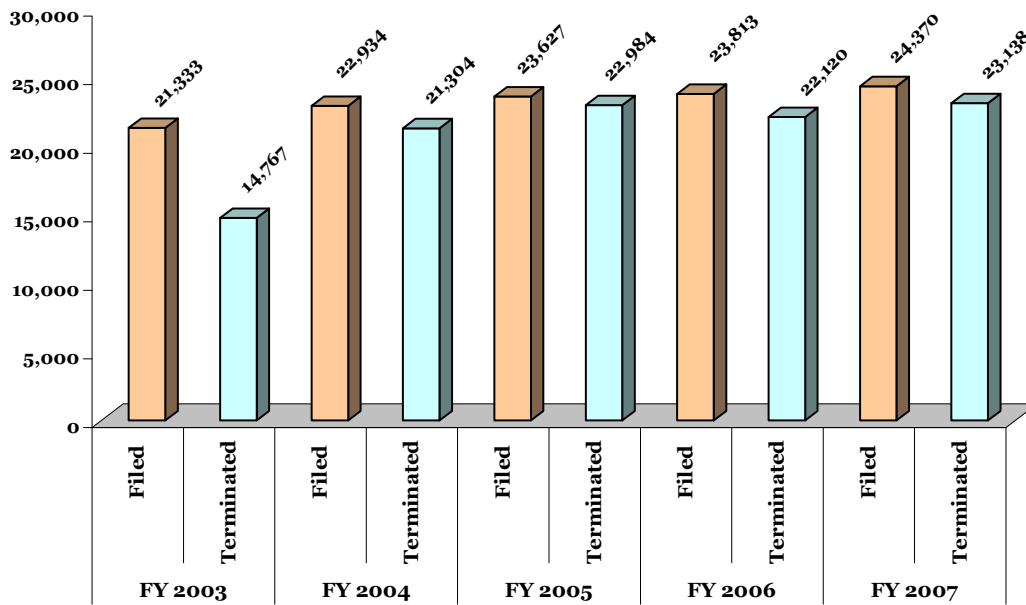


Note: The termination count is the total number of final protective orders issued, denied and dismissed; temporary orders denied and dismissed; and interim orders denied.

**CHART DC-8.13
DISTRICT COURT**

**STATE TOTAL:
DOMESTIC VIOLENCE CASES FILED AND TERMINATED**

5 Year Comparative Data: Fiscal Years 2003 - 2007



Note: The termination count is the total number of final protective orders issued, denied and dismissed; temporary orders denied and dismissed; and interim orders denied.